2nd Gordon Cub Scouts

ONLINE CODE OF CONDUCT

Engaging online safely and respectfully!

Goals

Our Virtual Cubs Program is designed to:

- Safeguard members, supporting transparent, two-deep interaction, and retaining a secure record of interactions and information sharing within the bounds of the Australian Privacy Principles, and Scouts Australia's child safety commitments
- Enable member engagement, allowing for a rich, multimedia experience that supports youth-led, adult-supported programming
- Provide a means for Cubs to continue to learn and continue their progression through the Achievement Pathways (Scouting program)

Expectations of Cub Scouts

- Be respectful and listen to others when we are video-conferencing – remember the Cub Scout Law!
- Try and spend an hour every couple of days on your Challenges
- Ask your parents to help you post content (videos, images, comments) in our Virtual Cub Space.
- Remember "Plan / Do / Review" – we are going to ask you for ideas on what to do, and also want your feedback on what you enjoyed and what you didn't like.

Expectations of Parents

- Provide a safe on-line environment for Cubs – we recommend a PC/notebook in a public area and encourage parents to take an active supervisory role
- Safeguard usernames, passwords and URLs to the tools/systems we are using to deliver a virtual Cub program.
- Provide feedback on what's working and what's not – and any suggestions you have to improve the program. Delivering a comprehensive virtual program is a new concept for just about Scout leader in Australia and we're learning and adapting as we go :-)

Expectations of Leaders

- We will always have at least two leaders (adults) in an on-line environment, as per the "two-deep" Scout policy
- We are engaging with youth members (Cubs) in a "closed" environment, using both Zoom for video-conferencing and Microsoft Teams for sharing content. Invitations to these platforms will only be sent to Cub parent email addresses.
- We aim to set activities that require minimal parental assistance – but we also seek your assistance from time to help in helping the Cubs undertake their activities and in posting the results to our Teams page.

2nd Gordon Cub Scouts

VIRTUAL CUB PROGRAM DELIVERY

Accessing and using our online tools!

We've designed our Virtual Cubs Program to combine:

- **Weekly Cub Unit meetings** where we get together via videoconferencing, share what we are working on and run some fun activities (eg. Scavenger Hunt)
- **Challenges** designed for the Cubs to do at home, in their own time. They are aligned with the Scouting program so the Cubs can achieve milestones (badges).
- **On-line activities run by Scouts and Scouting-affiliated groups** that expose Cubs to different on-line experiences.

The tools we are using to engage Cubs and deliver our program:

We'll use **Zoom video conferencing** on our Monday evening Virtual Cub Meetings, as well as our Unit Councils. Zoom is being used successfully by many Scout groups across Australia. It's easy to use and allows up to 49 "video streams" simultaneously – so all the Cubs can see themselves on-screen. You can add a custom background. And it has a mute-all function 😊

We've adopted **Microsoft Teams** as our platform to share ideas and content when we're not on a video call together. Parents (on behalf of the Cubs) can ask questions and upload videos, photos and other content created by the Cubs as they complete their challenges. As well as our Virtual CubSpace (team) we will send parents a link to an filesharing area (or "channel" for those familiar with Teams) to upload activities associated with each Challenge.

Accessing the Virtual Program

Zoom

- **Click on the Zoom link to join –** we'll send a calendar invite as well as a weekly reminder
- You can upload a custom background if the Cubs have a favourite photo – we're looking for the
    - Best Scout themed background
    - Best homemade background

MS Teams

- **Click on the Teams link** to ask a question and upload photos or videos
    - As well as a general area, we will send a unique link for each Challenge
    - We will add every parent email address as a Team member – you may need to log-in.
- Please name the relevant files with the Cub's name!
- You can upload a custom background if the Cubs have a favourite photo – we're looking for the best Scout themed background or Best homemade background!

Review

- *MS Teams has worked effectively to share feedback on activities – one "Channel" for each activity*
- *Zoom has also worked very effectively; we have disabled screen sharing & annotations (except for host), and while we're still allowing chat (one to many; 1:1 chat is disabled we are threatening to also turn this off!*
- *We've asked parents to ensure Cubs join with their real name, so we know who we are admitting.*

2nd Gordon Cub Scouts

VIRTUAL CUB PROGRAM (30 MAR – 30 MAY)

Date	Activity & additional information	Leader Parent helpers	Badge Area
30 Mar 6:00-6:30pm	**Unit Council** • Test Zoom videoconferencing & Teams • Discuss Code of Conduct and program	All	Milestone 1/2/3 (Lead)
30 Mar 6:45-7:00pm	**Virtual program Launch** • Test Zoom – make sure all Cubs can participate • Launch **ISOLATION CHALLENGE**	All	SIA Growth & Development
6 Apr 6:00 - 7:30pm	**Minecraft Monday** • Work as a team to develop a Scouting camp in Minecraft • Launch **CAMP AT HOME** Challenge	Oliver – Luke (Scout) to assist	SIA STEM (1/2)
13 Apr	**EASTER MONDAY**		
18 Apr 10:00am	**Where's Scoutadelic - online** Join the biggest online man hunt ever as we play a game of Where's Scoutadelic. Think of it as Where's Wally… Register: https://forms.gle/PQQjkvcpdd4uX3r49	External – Scoutadelic	N/A
20 Apr 6:00 – 7:00pm	**Scavenger Hunt** • Find common (and uncommon) objects in the house • Review progress on ISOLATION CHALLENGE • **Invest new Cubs**	All	N/A
27 Apr 6:00 - 7:30pm	**Minecraft Monday** • Minecraft Scavenger Hunt • Camp Dinner (cook a bowl of Mushroom Stew, a Cooked Salmon and a Cake)	Oliver – Luke (Scout) to assist	SIA STEM (2/2)
4 May 6:00 - 7:00pm	**Scouting Quiz** • Trivia Quiz around scouting questions • Skribble.io • **Grey Wolf award ceremony**	All	N/A
11 May 6:00 - 7:00pm	**Virtual Pet Night** • Put your Pet on Camera • 2min to introduce your pet and tell us one naughty thing your pet has done!	All	N/A
18 May 6:00 - 7:00pm	**Virtual Scavenger Night** • Answer questions by exploring virtual tours of NASA, the San Diego Zoo, the Smithsonian National Air & Space Museum and the Eiffel Tower…	All	SIA Arts & Literature
25 May 5:30 - 6:00pm 6:00 - 7:00pm	**Trivia Night tbc** • Unit Council • Patrols work together to answer questions • LAUNCH **PLANT CHALLENGE**	All	tbc

Leader	Mobile	Email
Oliver	0401 772 759	Oliver.Descoeudres@nsw.scouts.com.au
Javier	0457 540 343	Javier.Christie@nsw.scouts.com.au
Garry	0409 573 636	
Toby	0478 094 599	

On my honour, I promise
To do my best,
To be true to my spiritual beliefs,
To contribute to my community and our world,
To help other people,
And to live by the Scout Law

2nd Gordon Cub Scouts

Take the ISOLATION CHALLENGE

BADGE: SIA GROWTH & DEVELOPMENT (April - May)

1. Explore the world take a virtual tour. Post on Teams page three interesting things you learnt

- Ancient Rome Virtual Tour with Lessons
- Anne Frank House Virtual Tour
- Atlanta Zoo Panda Cam
- Berlin Philharmonic: Digital Concert Hall
- British Museum London
- Buckingham Palace
- Clearwater Marine Aquarium (home of Winter the dolphin)
- Discovery Virtual Field Trips
- Duke Farms Eagle Cam: New Jersey
- Eiffel tower virtual tour
- Explore.Org Live Cams
- FarmFood 360
- Field Museum: Chicago
- Great Wall of China 360
- Great Wall of China Virtual
- Great Pyramids
- Houston Zoo
- Kansas City Zoo Animal Cams
- Kennedy Center Digital Stage
- Liberty Science Center: New Jersey
- Louvre Museum
- Marine Traffic Around the World
- Musee d'Orsay, Paris
- NASA Mission Operations Room
- National Air & Space Museum – Smithsonian
- National Aquarium Live Cams: Baltimore
- National Aquarium Virtual Tour: Baltimore
- National Aquarium: Washington
- Natural History Museum London Virtual Tours
- National Museum of Modern and Contemporary Art, Korea
- National Park Service Virtual Tours (multiple options)
- Paris Museum Collections: Images and Tours
- San Diego Zoo
- Tate Modern UK Virtual Tours
- VanGogh Museum: Amsterdam
- Washington DC Architecture

2. **Write a message of support for an essential services worker**

3. **Check the weather forecast for the next week.** Decide what day would be best for a bushwalk and what you might need to bring with you. [OAS BUSHCRAFT // STAGE 3 & BUSHWALKING // STAGE 3]

4. **Create video of you singing while you wash your hands.**

5. **Draw or list all of the essential equipment to bring on a camp.** [OAS CAMPING // STAGE 2]

6. **Talk to your grandparent/s or an elderly person** – ask how they are coping and if there is anything you can do to help them.

7. **Learn some first aid**. Research what DRSABCD stands for and how to using it in first aid situations. [OAS CAMPING // STAGE 3]

8. Its an important to exercise even when you're stuck at home. **Make a 30sec video showing how you can keep fit in your house!**

9. Plan a balanced meal for camp. Write down what you would cook for a 2-night camp. [CAMPING // STAGE 3]

10. **Write a list of what you might have in a personal outdoor survival kit.** [OAS BUSHCRAFT // STAGE 3]

11. **Build a bird feeder** using what you have around the house.

12. **Draw or list all of the essential equipment to bring on a bushwalk.** [OAS BUSHWALKING // STAGE 2]

13. **Practice tying a knot…** you could do a reef knot, clove hitch or sheet bend. Have a look at https://www.gordonscouts.com.au/resources/scoutcraft-knots/ for ideas help. [OAS BUSHCRAFT // STAGE 2]

14. **Make a damper at home – get mum/dad to help you put in the oven!**

    1. Mix the flour with the salt in a large bowl. Add the butter and rub it into the flour with the tips of your fingers, until it resembles fine crumbs.
    2. Stir in the milk with a round blade knife (butter knife) to make a soft, but not sticky dough.
    3. Turn out onto a lightly floured work surface and shape into a soft, smooth ball.
    4. Set the ball of dough onto a tray or baking sheet and flatten gently to make a round about 17cm across. Cut a deep cross in the dough and brush lightly with milk.
    5. Bake at 190C for 30 minutes until golden.
    6. Serve warm or at room temperature.

15. **Video yourself performing a small skit or campfire song.**

Review

- *Take up of this challenge fairly low (about 25%) – mainly the younger Cubs*
- *Microsoft Teams worked will for parents to share photos and comments as activities completed*
- *Created a Google Sheet to track progress of each Cub (added this as a tab in MS Teams)*

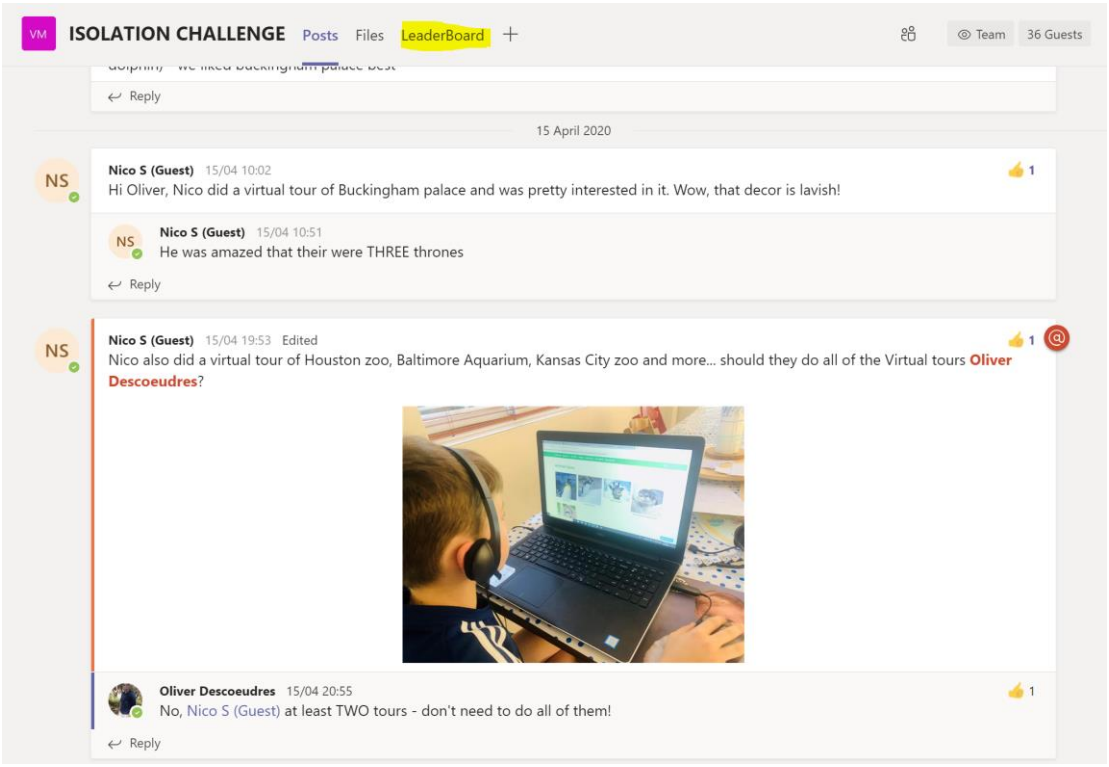

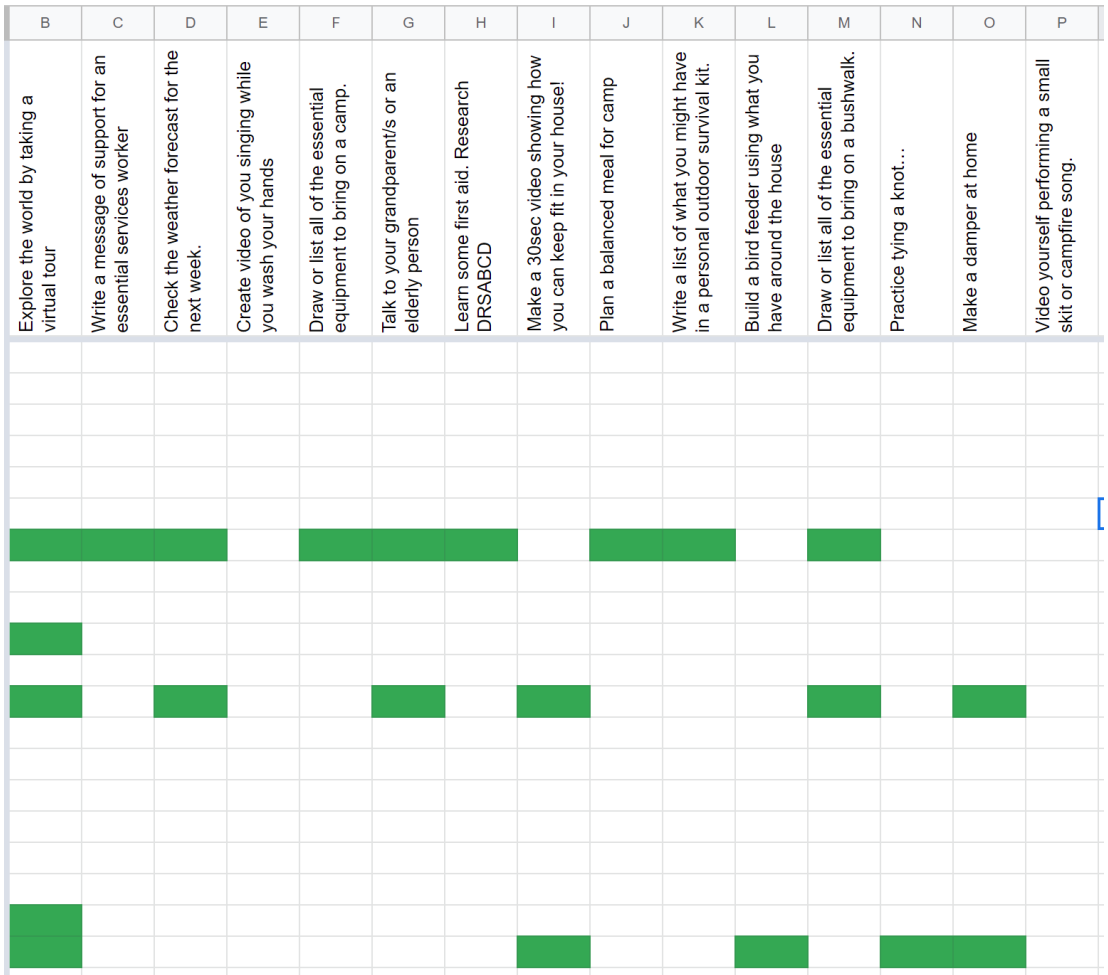

2nd Gordon Cub Scouts

MONDAY MINECRAFT

BADGE: SIA STEM (2 evenings)

Work as a team to develop your Scouting skills in Minecraft

Get together and have an on-line Scouting experience - you'll need to work together (in your Patrols) to be successful.

Night 1. Build a Scout camp

In this activity patrols will have to work together to build a camp in Minecraft (Campfire, bed etc.) in a set space. The camp site needs will have to have at least one working mechanical aspect (controlled by a button or lever).

Night 2 – Minecraft Scavenger Hunt

In this activity patrols work together to find a series of items in the Minecraft world. The first patrol to get back and put all items in a chest will win.

GETTING ONLINE

STEP 1

You will need Minecraft Bedrock Edition (there are many different versions - you may have one of these versions already; if not refer to links below to ensure you have the correct Minecraft edition).

- Minecraft for Windows 10 - $40 - https://www.microsoft.com/en-au/p/minecraft-for-windows-10-starter-collection/9n4km90ctzt6?activetab=pivot:overviewtab
- Minecraft Pocket Edition (Mobile) (IOS) - $11- https://apps.apple.com/au/app/minecraft/id479516143
- Minecraft Pocket Edition (Mobile) (Android) - $11 - https://play.google.com/store/apps/details?id=com.mojang.minecraftpe&hl=en_AU
- Xbox One - $30 - https://www.xbox.com/en-AU/games/minecraft
- PlayStation 4 - $20 - https://store.playstation.com/en-au/product/EP4433-CUSA00265_00-MINECRAFTPS40001
- Nintendo Switch - $30 - https://www.nintendo.com/games/detail/minecraft-switch/

If you have bought Minecraft Java Edition, you should have been given a code to get Minecraft Windows 10 for free. Learn how to redeem that here - https://www.youtube.com/watch?v=k9SntW24Sg8

Please note if playing on Xbox, PS4 or Nintendo Switch, a live pass will be needed which can be bought from each platforms store, for various amounts paid monthly.

Please buy it through the links above to ensure:

1. You buy the correct version of Minecraft. There are a few types of Minecraft and we need to make sure you buy the correct one.
2. Although buying Minecraft for 5 or 10 bucks cheaper from a non-official source sounds good, there are many scams where it is stolen or pirated. If you buy one of these copies, it is more then likely that it is a scam.

STEP 2

After buying and downloading Minecraft, you will need to make a Microsoft account to use with Minecraft. The username should contain the Cub's name so they can be identified by other Cubs (e.g. Tomas D or TomasIsCool or TomLikesMinecraft, etc). If you already have a Microsoft account you would like them to use, please change the username. Sorry for the inconvenience.

In Minecraft Cubs will be working in groups to complete teamwork activities, like building a scout camp and doing a group scavenger hunt.

STEP 3

We will also be using Discord, a chatting service. You can download it for free from:

- Apple App Store - https://apps.apple.com/au/app/discord/id985746746
- Google Play Store - https://play.google.com/store/apps/details?id=com.discord&hl=en_AU
- Windows 10, Mac, Linux - https://discordapp.com/download

It is free and we will be using a private server. After download, please press the plus sign and press join server. We will provide a code each time we play.

STEP 4

After you have completed the previous steps, please fill out a survey so we know your username and skill level [SURVEYMONKEY]

On the nights we will be playing Minecraft, the Cubs will be notified once they are in the Minecraft app that they have an invite to join a game. They will need to accept the invite to join.

For anyone new to Minecraft, there's some great educational modules on the Microsoft Education Web site: https://education.microsoft.com/en-us/learningPath/3a51df06

FAQ

Q. What version of Minecraft do I need? Is there a free version?

As stated before, we will be using Minecraft Bedrock Edition - Available through the provided links. There is also no free Minecraft. If you find a free version of Minecraft it is most likely pirated (illegally sourced)

Q. What device/s can I play on?

Minecraft Bedrock Edition is available on PC, Mobile, Nintendo Switch, Xbox One, and PlayStation 4. Please buy it through our links.

Q. Does Discord work every platform?

No. Discord works on Mobile, Windows, Mac and Linux. If you are going to play on a device that does not support Discord, I suggest putting a phone or iPad next to you to use Discord on.

Q. What mode are we playing in (Creative or Survival)

A. We will be building in Creative for our first night and we are yet to decide what mode we will be playing in for the second night.

Q. Can you join the server from Xbox?

Yes. You can play on any platform I have previously mentioned. Please remember though that to play on Xbox, PlayStation or Nintendo Switch you need to buy a live pass.

Review

- *About 70% of the Cub pack participated – a very small number couldn't join, and the rest were not interested*
- *First evening was very hard work, even after a "test evening" to ensure everyone could successfully connect and join the "world" created for the activity*
- *A small number of Cubs started "blowing up" the Cub camps at the end of the evening – important to remind Cubs and parents about appropriate behaviour within the game*
- *Both evenings were rated a big success by the Cubs!*

2nd Gordon Cub Scouts

CAMP AT HOME CHALLENGE

BADGE: CAMPER + PARTS OF OAS CAMPING (Any time in April)

Join Scouts all over the world in a month-long Virtual Camp across April, from the 01/04-30/04/20.

This is an attempt to set the world record for the Largest Virtual Camp on 30/04/2020, when we'd like as many people as possible to participate. Let's go for 1 Million #VirtualCampers!

What you need to do…

- Pack a bag
- Build a den at home / pitch a tent in the garden / hang up a hammock (whatever you can)
- Sleep in your shelter of choice
- Build a 'campfire' (real or virtual)
- Take part in a "Scouty activity"
- Help with cooking a meal

MOST IMPORTANTLY……. Each night you participate share a creative photo, video, blog, etc. on our MS Teams page.

Each Cub who takes part will be entitled to 1 Night Away for each night they participate (as long as they aren't sleeping in their bed). Meaning you could get up to an extra 30 Nights Away if you take on the challenge!

Review

- A handful of Cubs participated, mainly the younger ones
- Good activity to do before school resumed
- Worked well with Cubs who had siblings that also participated

2nd Gordon Cub Scouts

SCAVENGER HUNT

BADGE: N/A

Find the following things around your house

1. Separate Cubs into their patrols (using Breakout Rooms in Zoom)
2. Share the list of items to find https://drive.google.com/open?id=1ZJGUHxxJwTo1UBhkRq93BSwEocSBSlpv
3. Patrols work together to get the highest score possible

Item	Points	Item	Points
Something Blue	2	A piece of Tupperware (the real deal)	10
Something Soft	2	A piece of fruit	2
An Animal	2	A candle	4
Something You Made	5	A box of matches or a lighter	2
A flag	10	An ice cube tray	4
Something That Makes You Smile	2	A bar of soap	2
A Plant	2	A loose button	5
Something Noisy	5	A bag or container of flour	2
Something Special to You	4	A pack of cards	4
A Book	1	A tea bag	2
Reusable straw	10	A shoe	2
A red piece of clothing	2	A key	2
A peg	2	Toilet Paper - per roll	1
A book with a word beginning with N in the title	4	2L milk container	2
An ornament	4	Clean, empty yoghurt container	5
A pair of tongs	2	Flowers	10
A movie on DVD	2	Crayon	5
A newspaper or piece of junk mail	2	Measuring tape	5
An old toy	2	Paper airplane	10

Review

- *Have Host set-up and allocate Cubs to breakout rooms while a Co-Host presenting (Note: only a Host can create and manage Zoom Breakout rooms)*
- *Send list of things to find to parents in advance (as sharing the URL via Chat just didn't work)*
- *Reminder that all items had to be shown to the group at the end (not just "we have 50 rolls of toilet paper)!!*

2nd Gordon Cub Scouts

TRIVIA QUIZ

BADGE: N/A

Test Cubs' knowledge of Program

1. Separate Cubs into their patrols (using Breakout Rooms in Zoom)
2. Post question in the Chat function in each room
3. Patrols work together to get the highest score possible.

- What is the Scout **motto**? [5]
- What's the name of the event where all Cubs across Australia get together for a huge camp? [1]
- What do you need to achieve Grey Wolf? [5]
- Name two "specialist" Outdoor Activity Skills [3]
- Name two Specialist Interest Areas (SIA)? [2]
- What is the Cub Scout Prayer? [5]
- What is the Cub Scout salute? [1]
- What is the Cub Scout Law? [3]
- Which animal's home is also the name of a meeting place for a Scout Group? [2]
- Is there a badge for speaking a foreign language? [1]

Review

- *Needs an Adult Leader or strong Patrol Leader in each break out room to go through the questions – worked well with 3 of the 4 patrol*
- *Could expand with some more "fun" questions – we are looking at cross-sectional Trivia Night in future.*

2nd Gordon Cub Scouts

VIRTUAL PET NIGHT

BADGE: N/A

Tell us about your Pet!

1. Introduce one Cub at a time – unmute them individually and ask them a few questions about their pet
    - What is your pet's name?
    - What kind of breed is it?
    - Tell me something naughty your pet has done…
2. For Cubs that don't have a pet, they can talk about their favourite animal/pet

Review

- *Good fun – Cubs enjoyed it, and all took part*
- *Went a bit quicker than expected*

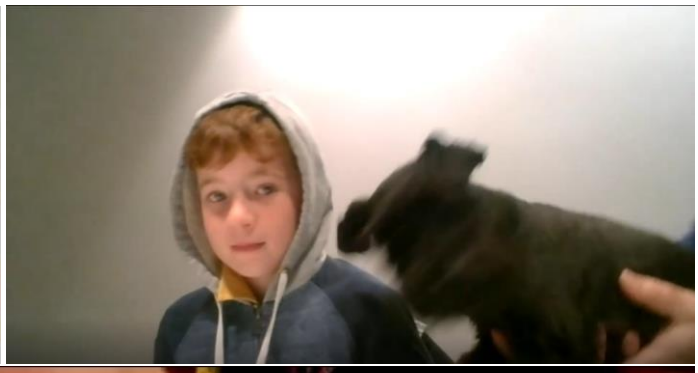

2nd Gordon Cub Scouts

VIRTUAL SCAVENGER HUNT

BADGE: N/A

Explore online museums and facilities…

1. Go to: NASA at Home https://www.nasa.gov/nasa-at-home-for-kids-and-families

1. Draw the Artemis rocket
2. Which planet has a never-ending ocean of boiling lava? _____
3. [Hint – it's in the "Galaxy of Horrors"]
4. How many Earth days does it take Venus to orbit the sun?_____
   [Hint – look under "NASA's Space Place"]
5. How do astronauts wash their hair in space?_____

   _____

   [Hint – watch the video under "Imagine You're an Astronaut"]

2. Go to: NASA Mission Operations https://www.nasa.gov/content/goddard/hubble-360-degree-virtual-tour

1. **Watch the video of the of the Hubble telescope lobby:** how many mirrors are in the telescope? _____
2. What is scale of the model telescope in the lobby, and how big is it really?_____
3. Over by the window – what's in the box? _____
4. Watch the video of the operations support room, what is this room used for?

   _____
5. What does the world map tv screen show & tell the people in the room?

   _____

3. Go to: San Diego Zoo https://kids.sandiegozoo.org/videos

1. What is the name of the baby Aye-Aye? _____
2. How much do pandas weigh at birth? _____
3. Are pandas bears? YES / NO?
4. How soon after it's born can a reindeer calf walk _____
5. How far can a Tasmanian Devil travel in a night? _____
6. Why do zebra have stripes? _____
7. How many hours a day do zebras eat grass? _____

   [Hint for Q7 & Q8 – watch the video!]

4. Go to: US National Air & Space Museum

https://artsandculture.google.com/partner/smithsonian-national-air-and-space-museum

Champion of the Space Shuttle Fleet

1. Space Shuttle Discovery flew from which dates? _____
2. How many times did it fly into space? _____
3. When did the space shuttle visit the Russian Space station for the first time? _____
4. What is the name of the famous telescope that Discovery help launch? _____
5. What is the name of the first non-astronaut to fly on the discovery? _____
6. Who was the oldest person to go into space and in which year? _____
7. What was Dr. Bernard A. Harris, Jr. famous for? _____
8. In what year did Discovery fly its 100th flight into space? _____

Milestones of Flight

1. Who made the first solo non stop trans atlantic flight from New York to Paris?_____
2. Did that plane have a wind screen? YES / NO
3. How did he manage to land at night, what did he use? _____
4. In what year did the first plane fly faster than the speed of sound? _____
5. What was the name of the aeroplane that flew faster than the speed of sound? _____
6. What was the plane's nick name? _____
7. What was the name of the first successful orbiting satellite? _____

5. Go to: Capturing Everest https://www.si.com/specials/everest-climb-virtual-reality/index.html

Chapter 4: The Summit

1. How many feet a day does the Khumbu icefall move? (How many metres is this?) _____
2. What is the height of Camp 4? _____
3. How far can you see from the top of Mt Everest? _____

ADDITIONAL QUESTIONS FROM 2G SCOUT SECTION

A. Go to: Australian War Memorial Museum

https://artsandculture.google.com/exhibit/anzac-commemoration/5ALS-Zz9OPPPLA

Scroll left and right using the arrows on the left and right hand sides of the page

1. On the morning of what day (date and year) _____ did the ANZAC forces land at the Gallipoli peninsula in Turkey? What day of the week was it? _____
2. How many Australians died in the First World War, and how many were injured?_____
3. What was The Dinkum Oil?_____
4. How many Australian horses were sent to the First World War / how many came back?_____
5. What does the mosaic dome in the Hall of Memory in the War Memorial depict?
6. What constellation is shown in the mosaic, and how many pieces of glass were used in its making?

   _____

Click on 'The Dawn of the Spirit' exhibit: https://www.awm.gov.au/visit/exhibitions/dawn/spirit

7. How long were the ANZAC forces on the Gallipoli Peninsula? _____
8. According to the exhibit, what qualities did the Australians display?

   _____

9. Go to the 'Turkish Legend' link at the bottom of the page. The Gallipoli campaign was a key event for the modern nation of Turkey. What do the Turkish people call their soldiers who participated in the war?

   _____

10. Go to the 'Worthy sons of the Empire' link at the bottom of the page. Complete the sentence "The eight-month campaign that followed established the Australians' reputation for…"

    _____

B. Go to: Australian Museum Virtual Tour

1. Go to floor 2 using the small elevator buttons on the right hand side of the screen. Find the wooden table with the holes cut out of it. What is in the holes? _____
2. On floor 1 there are some stairs on the right-hand side of the room. You will find a Geological Relief Map of _____ above the stairs.
3. Along the opposite side of the room to question 2 there are three panels which have titles of the four types of people that have defined Australia, the R_____, R_____, the C_____, and the U_____.
4. On the ground floor there is an exhibit with an old ship wheel. What is the vehicle next to it? _____
5. On the ground floor there is a room full of taxidermied creatures and skeletons. What is the tall creature you see coming into the room? _____
6. On the second floor there is a rectangular room full of _____ in glass cabinets.
7. There is a hallway connecting the room from question 6 to another room. On the left you will see birds in glass domes. What is the bird in the largest dome?_____
8. On floor 1 you will find a Mineral room. Throughout the room there are several pieces of writing referring to minerals as the Building _____ of our planet.
9. On floor 2 in the Kidspace, what dinosaur can be found in the form of a statue?_____?
10. On floor 2 in the "Surviving Australia" exhibit there is a yellow cabinet with creatures in it. On the side of it there are the names of three reptiles that live in Sydney. These are P_____, B_____-T_____ and S_____.

C. Go to: National Museum of Australia:

The Endeavour Voyage - 250 years since Captain Cook's East Coast Australia trip

https://www.nma.gov.au/exhibitions/endeavour-voyage

1. Captain James Cook's boat was called HMB Endeavour. What does HMB stand for?_____
2. Captain Cook and his crew interacted with Australia's First Peoples when they visited. How many years back in time does the history of the First Peoples go? _____

Watch the 'Colliding Worlds' video

3. What was the smoke of fires at several places a sure sign of? _____
4. What date was Lieutenant James Cook's journal entry from? _____
5. When the Endeavour sailed into Botany Bay, what did the scientists bring with them?

   _____
6. What does the narrator describe the two knowledge systems doing in the future?

   _____

Scroll down the page

7. How many days did Cook and his crew travel up the east coast of Australia? _____
8. What points on the coast did they sail from and to? _____

Play the 'Learn some Guugu Yimidhirr words' game. It's a word-matching game - drag the words onto the picture to guess the correct one.

9. What score did you get? _____
10. What was the word for White Cockatoo? _____

2nd Gordon Cub Scouts

PLANT CHALLENGE

BADGE: SIA Environment

Keep your plant alive – and see who can grow theirs the fastest!

Which Cub can develop their tiny plant into a crazy-looking 'Grass Head'… remember they need water, sun and some good music… well, two of these at least.

We will be judging your "Grass Head" on:

- Longest Hair
- Most creative haircut

Note:

- Purchase Grass Heads from Bunnings or Flower Power
- Or make them – https://www.yates.com.au/ideas-plans/project-guides-articles/all/grow-a-funny-grass-head

2nd Gordon Cub Scouts

SCOUTING BINGO

BADGE: N/A

Practise your Scouting in our fun Bingo game!

A fun game to test the Cubs' knowledge of Scouting, where we call out:

- Scouting keywords
- Questions that match a box on the Bingo Card (eg. How many Milestones can you achieve in Cubs, What is the name of one of our Patrols…)

Note:

- Cubs can compete individually or in patrols (using Video Breakout Rooms in Zoom)
- Bingo Card will need to be sent to each Cub Parent prior to the game

B	I	N	G	O
Adventure	Arrow of Light award	Bear Cub badges	Bobcat badge	Boy Scouting
BSA	Camping	Challenge	Citizenship	Cooperation
Courage	Fire	Free Space	Friends	Fun
Hiking	Honesty	Outdoors skills	Positive attitude	Resourcefulness
Respect	Responsibility	Teamwork	Tent	Tiger Cub badge

2nd Gordon Cub Scouts

ART CHALLENGE

BADGE: SIA Arts & Literature

Explore your local world through drawing and photography

3. Select a topic and take six photographs to create a theme or story. You can present these in a PowerPoint or print them out. Try taking photos in different lighting conditions, for example morning, evening and at night– or some in black and white. Some ideas:
    - A pet
    - Your garden
    - Food or Cooking
    - Still life – eg. fruit
    - Family

4. Make a drawing of one your photos.

5. Research one artist or photographer. What was their style? Why do you like (or not like) them?

For more ideas: https://www.studentartguide.com/articles/creative-photography-ideas